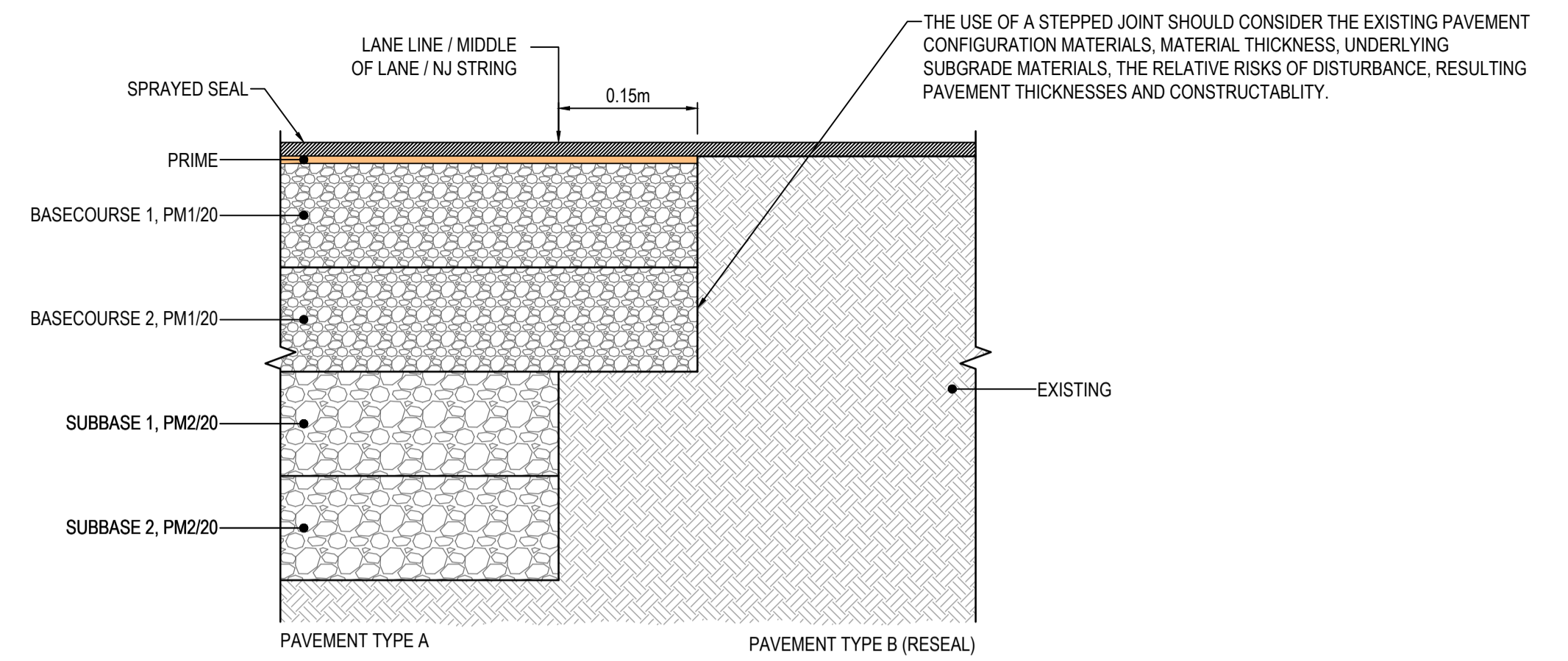
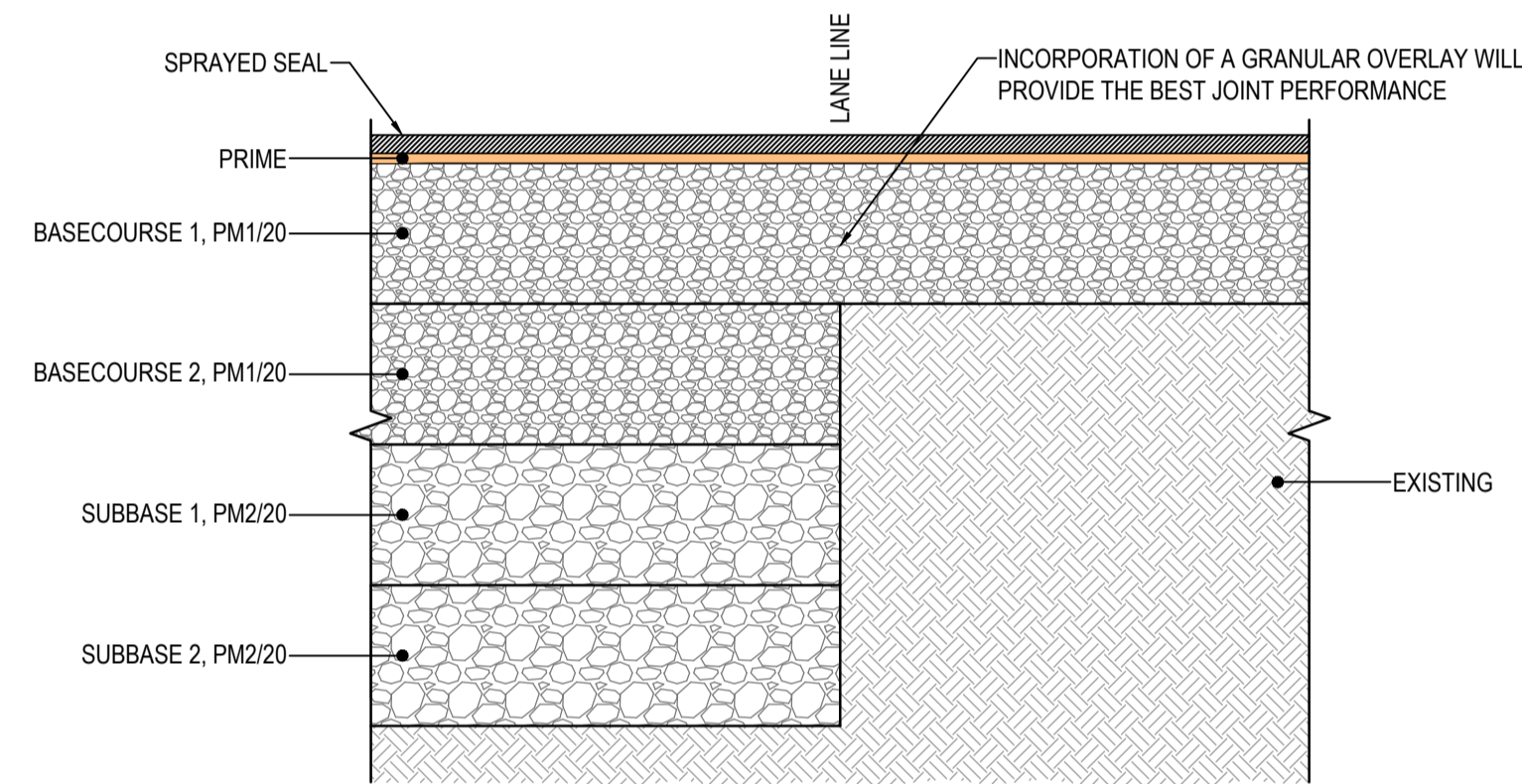


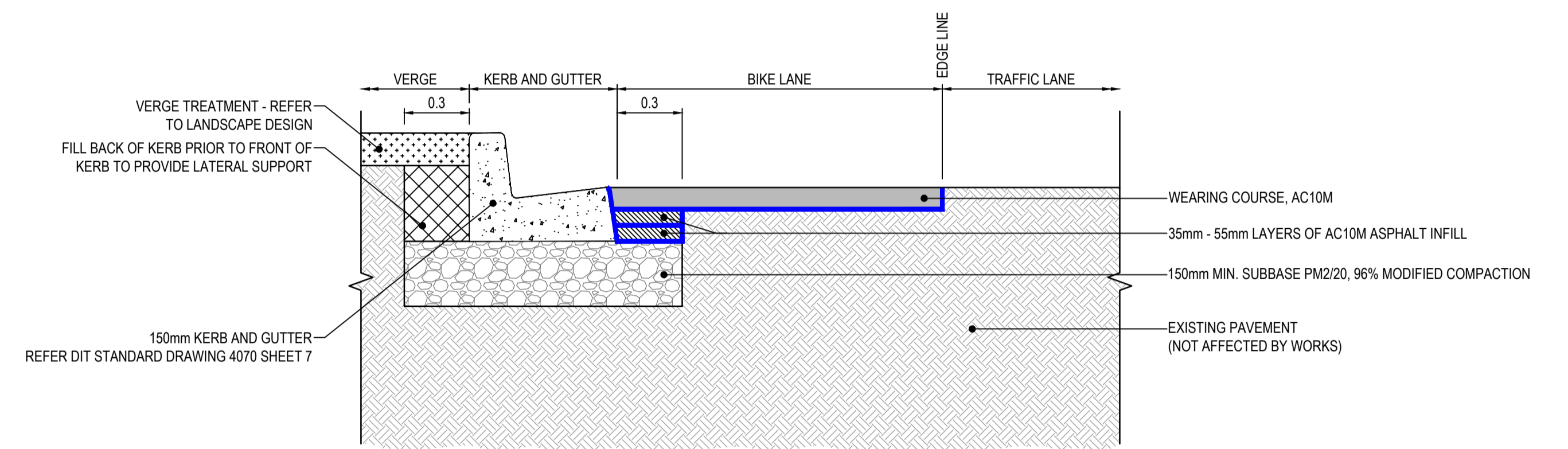
**PAVEMENT JOINT TYPE 13**  
 VERTICAL LONGITUDINAL JOINT  
 SPRAYED SEAL ON GRANULAR - EXISTING PAVEMENT  
 (PAVEMENT WIDENING, E.G. OVERTAKING LANE)



**PAVEMENT JOINT TYPE 14**  
 STEPPED LONGITUDINAL JOINT  
 SPRAYED SEAL ON GRANULAR - EXISTING PAVEMENT  
 (PAVEMENT WIDENING, E.G. OVERTAKING LANE)



**PAVEMENT JOINT TYPE 15**  
 LONGITUDINAL JOINT  
 SPRAYED SEAL ON GRANULAR - GRANULAR OVERLAY OF EXISTING PAVEMENT  
 (PAVEMENT WIDENING WITH OVERLAY OF EXISTING LANE, E.G. OVERTAKING LANE)



**JOINT DETAIL 16 - KERB AND GUTTER RECONSTRUCTION DETAIL - ADJACENT BIKE LANE (LIGHTLY TRAFFICKED)**

NOTE:  
 • THIS JOINT DETAIL APPLIES WHERE NEW KERB AND GUTTER IS BEING CONSTRUCTED ADJACENT TO AN EXISTING BIKE LANE PAVEMENT, WITH NEGLIGIBLE TRAFFICKING BY VEHICLES OCCURRING. A SIMILAR DETAIL WOULD APPLY ADJACENT CAR PARKS, SEALED SHOULDERS, ETC WHERE NEGLIGIBLE TRAFFICKING OF THE PAVEMENT NEXT TO THE KERB AND GUTTER WILL OCCUR.

**GENERAL NOTE - USE OF THESE JOINT DETAILS:**

- THESE JOINT DETAILS AND NOTES ARE PROVIDED AS GENERIC EXAMPLES TO ILLUSTRATE TYPICAL JOINT DETAILS ADOPTED ON DIT PROJECTS. **THEY MUST BE ADAPTED TO SUIT SPECIFIC PROJECT CONDITIONS BY THE PAVEMENT DESIGNER.** THIS INCLUDES REMOVING OR AMENDING NOTES, ADJUSTING NUMBER OF PAVEMENT LAYERS TO MATCH ACTUAL PROJECT CONFIGURATIONS, CONSIDERING USE OF REINFORCING GRIDS OR FABRICS, ADJUSTING PAVEMENT TYPE LABELS, CONSTRUCTION NOTES AND SO ON.

**CONSTRUCTION NOTES:**

**THESE ARE TYPICAL NOTES WHICH MUST BE ADAPTED FOR EACH PROJECT BY THE PAVEMENT DESIGNER.**

1. THESE JOINT DETAILS WERE DEVELOPED PRIOR TO ENGAGEMENT OF THE CONSTRUCTION CONTRACTOR AND KNOWLEDGE OF THEIR WORK METHODS AND STAGING. THEY ARE EXPECTED TO BE SUITABLE FOR COMMON CONSTRUCTION PRACTICES, BUT FURTHER ADVICE SHOULD BE OBTAINED FROM THE PAVEMENT DESIGNER WHERE THEY DON'T SUIT THE PROPOSED CONSTRUCTION METHODOLOGY AND STAGING.
2. REMOVE ANY DEFECTIVE MATERIAL (E.G. LOOSE, CRACKED, SETTLED, DEFORMED, ERODED, POORLY COMPACTED, TEMPORARY RAMPS) AT THE JOINT PRIOR TO PLACING NEXT PAVEMENT.
3. ASPHALT - FACE OF JOINTS AND PAVEMENT LAYER SURFACE TO BE PREPARED AND TACK COATED IN ACCORDANCE WITH DIT MASTER SPECIFICATION (INCLUDING CRACK SEALING, TACK COATING OR OTHER TREATMENTS AS APPROPRIATE). BLUE LINE CORRESPONDS TO A PREPARED SURFACE WITH A TACK COAT. TACK COAT SHALL APPLIED TO HORIZONTAL PAVEMENT LAYER SURFACES AS PER DIT MASTER SPECIFICATION BUT HAS NOT BEEN SHOWN ON JOINT DETAILS.

4. GRANULAR BASECOURSE SURFACE TO BE PREPARED AND BITUMINOUS PRIME APPLIED IN ACCORDANCE WITH DIT MASTER SPECIFICATION. ORANGE LINE INDICATES PREPARED SURFACE WITH BITUMINOUS PRIME.
5. OPEN GRADED ASPHALT WEARING COURSE - S25E SAMI TO BE APPLIED BELOW OGA ON DGA LEVELLING COURSE. GREEN LINE CORRESPONDS TO SAMI.
6. JOINT TO BE CRACKED SEALED AT SURFACE 6 MONTHS AFTER OPENING, IF REQUIRED FOR DGA OR SMA SURFACE. CRACK SEALING SHALL NOT BE APPLIED FOR OGA WEARING COURSE.
7. FOR TEMPORARY PAVEMENTS, LESSER STANDARDS MAY BE APPROPRIATE AND MUST BE APPROVED BY DIT SUPERINTENDENT.
8. THESE JOINT DETAILS ARE NOT APPLICABLE FOR TRENCH REINSTATEMENTS. REFER TO DIT DOCUMENT "PAVEMENT REINSTATEMENT MANUAL".
9. WHERE WEARING COURSE CHANGES AT JOINT DRAINAGE MUST BE CONSIDERED, e.g. PERMEABLE OGA TO IMPERMEABLE DGA OR SMA JOINT.
10. CONTRACTOR TO PROTECT EXISTING PAVEMENT EDGE THROUGHOUT WORKS. RECTIFICATION OF DAMAGE IS CONTRACTOR'S RESPONSIBILITY AND COST.

INDEX SHEET REFERENCE: N/A SHEET N/A



Government of South Australia  
 Department for Infrastructure and Transport

PROJECT No.: FILE No.:  
 DESIGN No.: SURVEY No.:  
 PROJECT START ROAD RUNNING DISTANCE:  
 PROJECT END ROAD RUNNING DISTANCE:

SCALES:  
 NOT TO SCALE

STANDARD DRAWING  
**PAVEMENT JOINT DETAILS**  
 SPRAYED SEAL ON GRANULAR TO EXISTING PAVEMENT  
 JOINT DETAILS; KERB AND GUTTER DETAIL  
 SHEET 5 OF 6

DESIGNED:	DRAFTED:	ACCEPTED FOR USE:	ACCEPTANCE FORM KNET No.:	DRAWING No.:	SHEET No.:	AMEND No.:
CHECKED:	CHECKED:	TITLE: PAUL MORGAN PRINCIPAL PAVEMENT ENGINEER DATE: 05.04.2022	18548108	95272	5	1
			IN ACCORDANCE WITH DP013	SHEET LATITUDE	SHEET LONGITUDE	

1	NOTE 8 UPDATED "PAVEMENT REINSTATEMENT MANUAL"	NKS	J.deL.	M.SLUCZANOWSKI	31.10.23
No.	AMENDMENT DESCRIPTION	BY	CHECK	ACCEPTANCE	DATE

UNCONTROLLED COPY WHEN PRINTED ◀ 100 MILLIMETRES ON ORIGINAL DRAWING ▶ ALL DIMENSIONS ARE IN METRES UNLESS SHOWN OTHERWISE