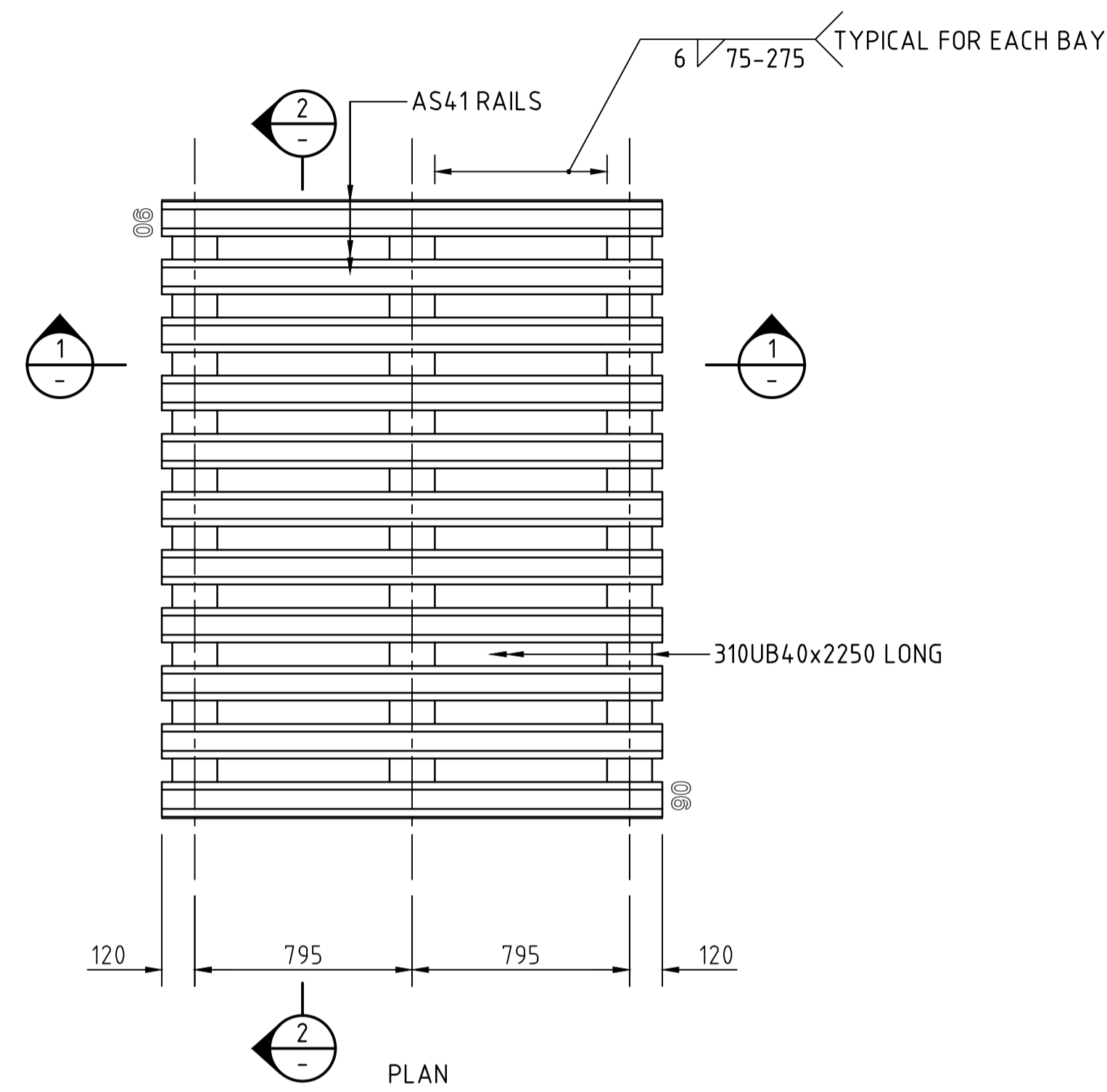
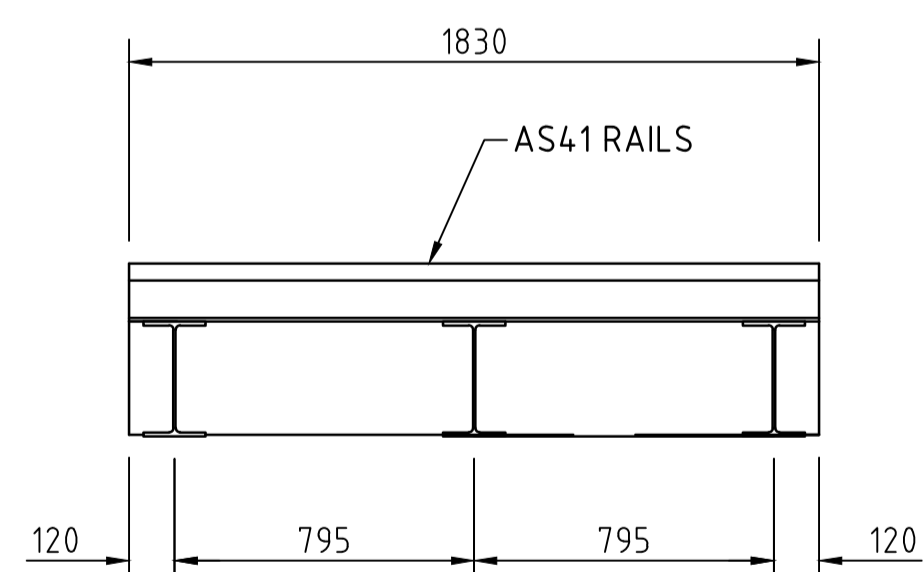


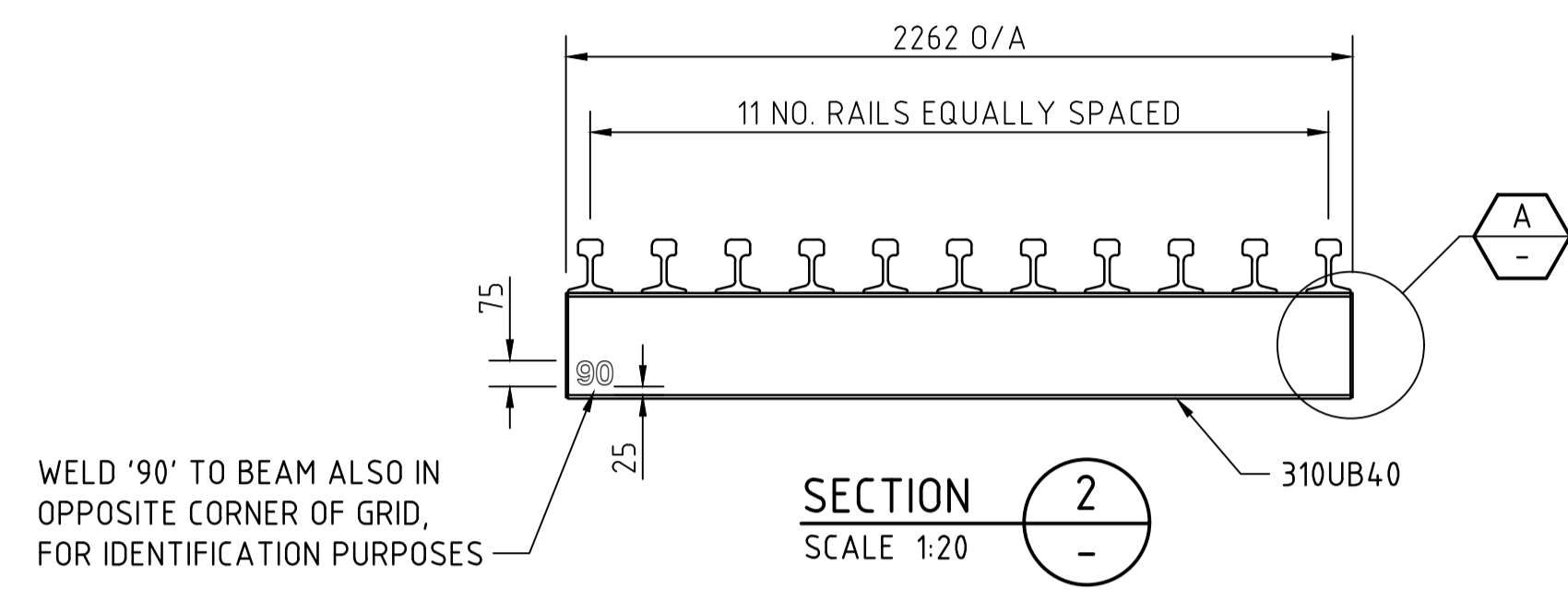
FILE: \\jacobs.com\ANZ\VE\Projects\06_Central West\W247000\Z1 Deliverables\Drawings\4054_SHT_15_AMD_1.dwg



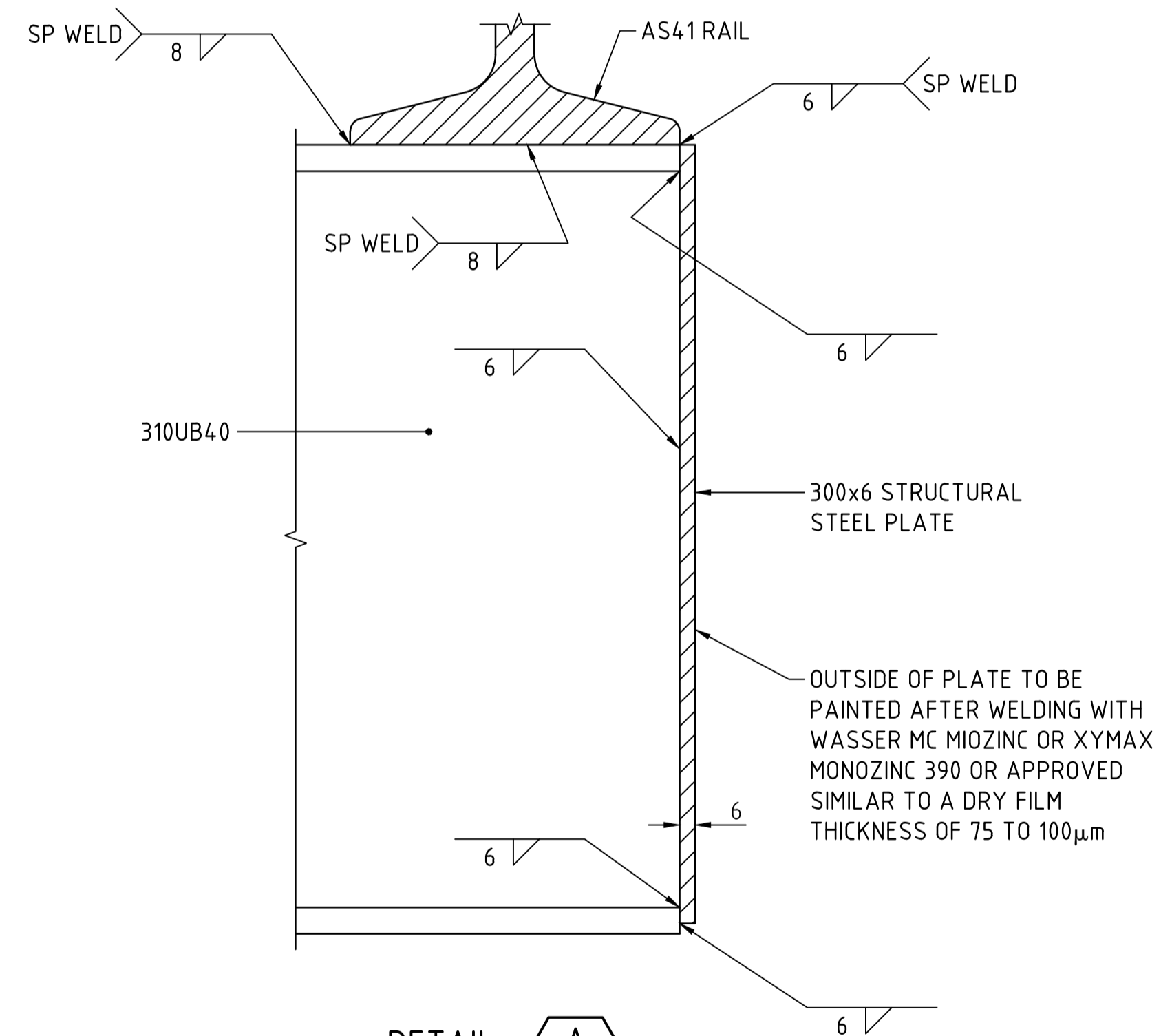
STEEL HALF GRID
SCALE 1:20



SECTION 1
SCALE 1:20



SECTION 2
SCALE 1:20



DETAIL A
SCALE 1:2

NOTES	
MATERIALS	
1.	UNIVERSAL BEAM SECTIONS (UB) TO BE GRADE 300 STEEL TO AS3679.
2.	RAILS TO BE IN ACCORDANCE WITH AS1085.1
3.	SECOND-HAND RAIL 90lbs CAN BE USED IN PLACE OF AS41 RAIL, HOWEVER THIS RAIL SHALL NOT EXHIBIT MORE THAN 5% LOSS OF CROSS SECTIONAL AREA AND HAVE NO PITTING OR HOLES IN WEB.
FABRICATION	
1.	WELDING SHALL BE CARRIED OUT IN ACCORDANCE WITH AS1554.1. ALL WELDS SHALL BE GP CATEGORY EXCEPT WHERE SHOWN AS SP CATEGORY. ALL SP WELDS TO BE PREQUALIFIED IN ACCORDANCE WITH AS1554 AND BE MACRO TESTED.
2.	ALL RAILS TO BE ±2mm ON CUT LENGTH AND ENDS TO BE CUT SQUARE.
3.	REMOVE ALL BURRS AND SHARP EDGES.
4.	ALL JOINTS TO BE FULLY WELDED EXCEPT WHERE NOTED.

No.	AMENDMENT DESCRIPTION	BY	CHECK	ACCEPTANCE	DATE
1	TITLE BLOCK UPDATED	JACOBS			30/10/20

100 MILLIMETRES ON ORIGINAL A1 DRAWING | ALL DIMENSIONS ARE IN MILLIMETRES UNLESS SHOWN OTHERWISE | UNCONTROLLED COPY WHEN PRINTED

DESIGNED	
QUALIFICATION	
DATE:	DD/MM/YYYY
REVIEWER	
QUALIFICATION	
DATE:	DD/MM/YYYY
INDEPENDENT DESIGN CERTIFIER (IF REQUIRED)	
QUALIFICATION	
DATE:	DD/MM/YYYY

Government of South Australia
Department for Infrastructure and Transport

STANDARD DRAWING			
STEEL HALF GRID			
DESIGNED: DIT	DRAFTED: DIT	ACCEPTED FOR USE:	ACCEPTANCE FORM KNET No.:
CHECKED: L.Y.	REVIEWED:	DATE:	DRAWING No.: S - 4054
			SHEET No.: 15
			AMEND No.: 1
			LATITUDE:
			LONGITUDE: